



dermlite





Foto II Pro



Unlimited Vision



DermLite DL3N

Polarized or non-polarized?

Cross-polarization cancels out the light that is being reflected by the skin surface, thus allowing a deep, glare-free view into the skin—without immersion fluids. Non-polarized light requires a glass contact plate & immersion fluids to see lesion structures.

Leading dermatologists increasingly recommend devices that allow for both cross-polarized and non-polarized dermoscopy, and studies are showing diagnostic advantages from having both modalities available. In practice however, you'll most often stick to polarized light.

4

Which dermatoscope is for me?

Camera compatibility

Having the ability to take a photo of a special case (prior to excision), with a camera, smartphone or iPad®, is powerful. DL100 or Carbon cannot be attached to those devices.

Lens size

A DermLite comes in two lens sizes, 15 or 25 mm. Larger lenses provide a greater field of view and distance from the patient.

Price

A DermLite can be a valuable diagnostic aid. Many uses per day can add up to thousands of diagnoses each year. You do the math.

Polarization
PigmentBoost™
Optics
Battery
Camera-compatible
Phone & iPad-compatible
10 mm markings
Included accessories



DL1	DL100	Carbon®	DL2 Hybrid M	DL2 Pro HR	DL2 Pro	DL3N
Cross & Non	Cross	Cross & Linear	Cross & Non	Cross	Cross & Linear	Cross & Non
-	-	-	-	-	-	Yes
ø15 mm 10x	ø15 mm 10x	ø15 mm 10x	ø25 mm 10x	ø25 mm 10x	ø25 mm 10x	ø25 mm 10x
Rechargeable	Disposable	Disposable	Rechargeable	Rechargeable	Rechargeable	Rechargeable
-	-	-	Yes	Yes	Yes	Yes
Yes	-	-	Yes	Yes	Yes	Yes
Yes	-	-	Yes	Yes	Yes	Yes
iPhone®5 adapter	-	Silicone sleeve	Silicone sleeve	Silicone sleeve	Silicone sleeve	Desktop charger Leather pouch Eye piece

Foto // Pro

Power on board.

Compatible with any Canon or Nikon SLR, the unit's on-board batteries allow you to capture hundreds of images without draining your camera's battery.

Zoom Lock

Consistency is key, especially during studies. A hidden lock feature, accessible using basic tools, prevents any undesired changes in field of view.



Crop how you see fit. With built-in zoom, your field of view can vary depending on lesion size.

Get the best image.

The all-new *Foto // Pro* dermoscopy lens has been designed for those who wish to capture the highest-quality dermoscopic images using any 2/3 frame or full-frame Canon or Nikon DSLR.

Featuring polarized and non-polarized illumination, a 6-element lens design for superior resolution, zoom, camera-controlled automatic polarization change, *Foto // Pro* is the go-to device for situations where only the best dermoscopic image quality will suffice. Just like other SLR lenses, *Foto // Pro* attaches to your camera via Canon's EF/EF-S standard bayonet or Nikon's F-Mount connection, and an adapter for each



camera brand is included.

Activate the unit by simply pushing the power button, and a ring of bright-white LEDs—powered by two extremely powerful, on-board lithium-polymer batteries—illuminate a field of view that can range from as small as 9 mm for typical lesions to 20 mm in diameter (image frame height) for larger sites, depending on the camera used. Tap the button to toggle between polarized and non-polarized modes or simply attach the included flash cable to do this automatically after each image.

Take your dermoscopy to the next level and move up to the all-new *Foto II Pro* dermoscopy lens.

Foto II Pro (Model No. DLF2P) is supplied with a charger, flash cable, and Nikon F-Mount & Canon EF/EF-S adapter rings with protective cap.

Magnetic Spacer

Easy to remove, easy to clean. Plus, fine-focusing is built in.



Automatic

Polarization Change >
Connect the flash cable and take a polarized and non-polarized view of each lesion—without taking your hands off your camera.



Camera not included



Dermoscopy mode
Just place faceplate
on skin and push the
shutter button



Clinical mode
A convenient extension
arm provides the ideal
distance

DERMLITE cam

Digital dermoscopy, made simple.

DermLite Cam® has been designed for clinical environments that call for high volumes of digital dermoscopic imaging. With over **1 million images captured to date**, it is one of the world's premier digital dermoscopy workhorses. Extremely easy to use, it enables anyone in the office to capture quality, repeatable dermoscopic & clinical images—quickly and easily. Finally, you have a portable, professional tool for taking polarized and non-polarized images, without the frustratingly complicated menus inherent in most digital cameras.

Yes, a DermLite Cam is easy to use. Captured images are automatically numbered in sequential order, saved to an SD card and displayed on its high-resolution touch screen. The intuitive DLCam® interface provides those functions that are actually needed: Image review including double-tap zooming and image deleting, that's it.

DermLite Cam is fast. Switching between cross-polarized and non-polarized modes requires a simple push of a red 'X' button. Switching between dermoscopic and clinical shooting merely requires you to slide a spacer arm and turn a simple lever.

When you set the camera down, it automatically enters power-saving mode, eliminating the need to turn it off & power it back up between lesions or even patients.

DermLite Cam is design elegance. It has been engineered to be highly intuitive, extremely durable, beautifully ergonomic, and easy to clean. While its smooth exterior—virtually void of crevices—is largely made from strong, lightweight and precision-machined aluminum components, the contoured grip and rugged bottom are made from a soft & grippy material.

DermLite Cam is the future of high-volume digital dermoscopy. Get yours and be a part of it.



High-Power LEDs
Bright white lighting
for clinical shots

SD Card
Easy transfer to a
PC, compatible with
wireless cards

Glass Faceplate
Autoclavable, with
10 mm markings

Ergonomics
Contoured, soft-
touch handle for a
secure grip

**Cross-polarized or
non-polarized**
See the best of both
worlds at the push
of a button.

Power Button
Recessed to pre-
vent an inadvertent
push



Touch Screen
Same capacitive
touch technology
as in your phone

Simple interface
Review and delete
images, that's it.

Made in the USA
Yup, in our Southern
California facility



Power-Saving
Place the camera
on a flat surface
and it takes a nap.

Engineered to last
Durable cast and
CNC aluminum
components

75

40

30

25

15

Ømm

dermlite **DL1**

Incredibly versatile digital dermoscopy.

DL1 packs the innovations that make the top-of-the-line DermLite devices so convenient & powerful into a digital dermoscopy solution designed for your smartphone or tablet.

Our designers squeezed a superb, full-size 15 mm lens that's optimized for iPhone, high-powered LED lighting and a high-performance rechargeable battery

into an all-aluminum design smaller than your ring finger. Snap it to your iPhone 4, 4S, 5, 5S or 5C, Samsung®Galaxy®S3 or S4, iPad or iPad mini, and capture images of excellent clarity and sharpness in both polarized and non-polarized modes. While DL1 ships with an iPhone 5/5S adapter, inexpensive adapters for above devices are sold separately,



iPad mini





iPhone 5/5S/5C



Galaxy S4

and since we are constantly developing other adapters for future smartphones and tablets, upgrades are easy.

Conveniently, its battery can be recharged using any USB port or charger and, due to its unique lighting angle, it works just as well for ENT exams as it does for dermoscopy. That's versatility with vision.

- + Works without a mobile device
- + Includes adapter for iPhone 5 & 5S
- + Works on a variety of mobile devices
- + Cross-polarized and non-polarized modes
- + Contact & non-contact dermoscopy
- + Glass faceplate with 10 mm markings
- + Recharges from any USB jack or charger
- + Used without phone, it clips to your shirt



iPad





iPad Air



iPad mini



DSLR



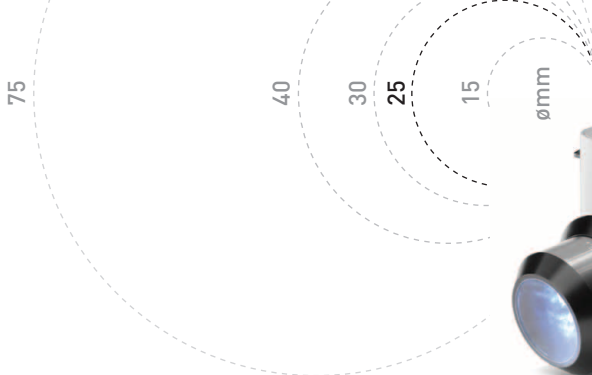
Sony



Galaxy S3 & S4



iPhone (4 & 5)



- + Polarized & non-polarized
- + Contact & non-contact dermoscopy
- + Superb 10x lens, large focal range
- + Fine-tuned blue frequency range of white light for improved rendition of vascular structures
- + PigmentBoost™ for pigmented lesions
- + Fully enclosed focusing mechanism
- + Camera/iPhone/iPad/Galaxy compatible
- + Faceplate with 10 mm markings
- + Convenient desktop charger

MagnetiConnect™

The quickest way to use DermLite with your smartphone or iPad. Sold separately.



DermLite DL3N and Nikon 1
Beautiful images in a compact package

dermlite DL3N

The new DermLite DL3N is now even more capable than ever. Now with fine-tuned illumination of amelanotic lesions plus PigmentBoost™ for optimized pigmented lesion imaging, it is the tool of choice of the world's leading dermatologists. Precision-engineered and crafted from recyclable aluminum, it features a 25 mm four-element lens, 28 high-powered LEDs and the all-new PigmentBoost™ illumination designed to see pigmented lesions better than ever before. For optimum ease of use, a tap on its power button instantly toggles between polarization modes, while a secondary button activates PigmentBoost.



Unlimited vision, refined.

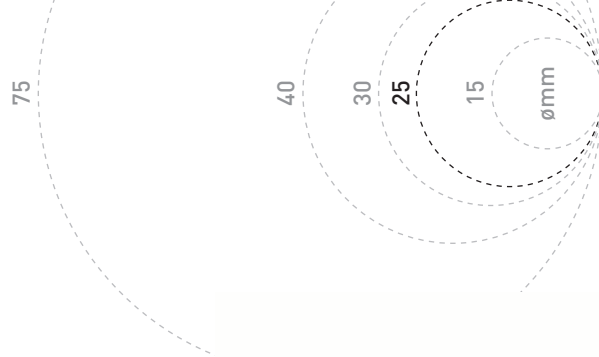
The convenient DL3N retractable faceplate spacer design and focusing mechanism enables you to quickly switch between non-contact & contact modalities and lets you precisely focus your image while in skin contact. The spacer comes with a glass faceplate with 10 mm markings and, due to its fully enclosed design, contaminants as well as undesirable ambient lighting no longer affect your image. To reduce reflections and greatly improve the contrast of the image, an optional eyepiece is included.

With the new DermLite DL3N, it's easy to create your very own digital dermoscopy system by attaching one of many compatible cameras or camera-equipped

mobile devices. Simply attach your digital camera, smartphone or iPad, extend the spacer, and start taking sharp, glare-free images quickly and easily. This state-of-the-art device will let you know when it's time to recharge its long-lasting lithium battery: Once the charge level drops below 25%, the "3" on the top of device changes from green to orange.

The new DermLite DL3N packs the unique advantages of both polarized and non-polarized dermoscopy with or without immersion fluids, improved vascular imaging, superior pigment visualization with PigmentBoost, great optics, solid durability, refined ergonomics and amazing versatility into a beautifully elegant design.

dermlite
series



Compact & versatile.

The DermLite II series combines unparalleled portability with performance unlike any other dermatoscope, integrating an innovative retractable faceplate design, a 25 mm 10x lens, bright LED illumination, state-of-the-art polarization, and a high-power lithium battery into a palm-sized package designed to fit into any pocket.

DermLite II
benefits

- + Fits into any pocket
- + Camera/iPhone/iPad/Galaxy compatible
- + Rechargeable
- + Contact & non-contact dermoscopy
- + Faceplate with 10 mm markings

Better devices
may offer

Better lens, more light, fully enclosed spacer, greater focusing range





dermLite **PRO HR**

What's unique

DermLite Pro HR is permanently cross-polarized. Since you can utilize the power of 32 LEDs, it is the brightest polarized DL2.

- + Always cross-polarized
- + Two brightness levels
- + Brightest DL2

Similar/better

- DermLite Hybrid M
- DermLite DL3N

dermLite **hybrid**

DermLite II Hybrid M is the first dermatoscope to combine cross-polarized and non-polarized dermoscopy. Visualize pigment and vascular structures with or without immersion fluids and see the benefits of being able to toggle between polarized and non-polarized illumination.

What's unique

- + Toggle between polarized & non-polarized illumination

Similar/better

- DermLite DL3N





dermlite

series

dermlite *pro*



DermLite II Pro lets you toggle between a group of 16 linearly polarized LEDs for surface visualization of superficial structures and a second group of 16 LEDs for viewing deeper pigmentation using glare-free, cross-polarized light.

What's unique

- + Cross-polarized & surface lighting
- + See surface structures with linear polarization

Similar/better

→ DermLite DL3N



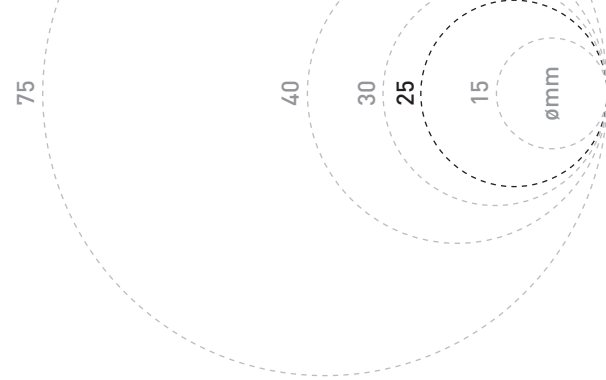
What's unique

Similar/better

Utilize the unparalleled ability to optically dissect skin cancer using colors, enhancing surface pigmentation using blue light, superficial vascularity under yellow light, and deeper pigmentation and vascularity with the deeper-penetrating red light frequency.

- + 3 LED colors plus white
- + Cross-polarized

- DermLite Hybrid M
- DermLite DL3N





dermlite original series

Simply original.

By incorporating eight bright-white LEDs, a superb 10x Hastings Triplet lens and cross-polarization technology second to none, this is how the idea of pocket-size dermoscopy without immersion fluids started. A clear and deep view of pigmented and vascular lesions in a split-second, without the mess. While DL100 offers a single cross-polarized mode, Carbon has a second set of linearly polarized LEDs which gives you a contrast-rich, contoured rendition of the skin topography.

Original
DermLite
benefits

- + Simple to use
- + Disposable battery, easy to replace
- + Ergonomic shape
- + Economical

Better devices
may offer

Larger lens, camera/smartphone/tablet-compatibility, contact dermoscopy

Silicone Sleeve
Provides impact protection and a better grip; sold separately



dermLite DL100

What's unique

- + One-button simplicity
- + Always cross-polarized

Similar/better

- DermLite carbon
- DermLite II Pro HR
- DermLite DL3N



dermLite carbon

What's unique

- + Deep view with cross-polarized light
- + See surface structures with linear polarization

Similar/better

- DermLite II Pro
- DermLite DL3N



Panorama lens

With its sizable 40 mm lens and 4x magnification, see a broad area and finer structures.



USB convenience

Compatible with your smartphone charger, your PC or any USB jack; no custom charger needed.

Lumio®S

Lumio®S opens a new era in skin diagnostics. With its superb 40 mm lens producing 4x magnification, this convenient device hits the sweet spot between large-area, low magnification viewers and the close quarters of a dermoscopic image. In fact, Lumio S lets you see an area that is 4 times larger than what your dermatoscope provides, while showing lesion

Simply, more.

structures invisible to the naked eye. Simply tap & hold to turn on the device, quick-tap to change between two sets of polarized and non-polarized LEDs. The minimalist design of Lumio S is even more functional than simply cool. A clean, elegant exterior with only a single USB jack is much easier to keep



Polarized & Non-Polarized
Quick-tap to see the best of both modalities.

Corning®Gorilla®Glass
Extremely scratch-resistant and easy to clean between patients

clean between patients, its ergonomic soft-touch body provides a comfortable, secure grip, and its genuine *Corning®Gorilla®Glass* top and bottom surfaces are extremely strong and scratch-resistant. Lumio S may be charged from any USB power source using the included USB cable.

- + Polarized & non-polarized
- + Large field-of-view
- + See lesion structures
- + Charge via USB



Lumio[®]

The big picture, incredibly detailed.

Lumio is the ideal device for general skin exams where an in-depth, glare-free image of the skin is essential. With its 75 mm lens offering a magnification of 2x, the power of 40 bright-white LEDs (light emitting diodes), and 3Gen's unparalleled cross-polarization technology, Lumio is a great tool for

a variety of dermatological exams: Varicose veins, pigmented skin lesions, hair follicles and much more. Lumio is powered by four widely available AA batteries that allow for a minimum of 250 exams at 30 seconds each. Model No. LUM is supplied with one Lumio, four AA batteries and one protective neoprene pouch.



- + See more with cross-polarized light
- + Runs on four AA batteries
- + Great screening tool
- + Includes protective neoprene case

Lumio UV

The modern UV light.

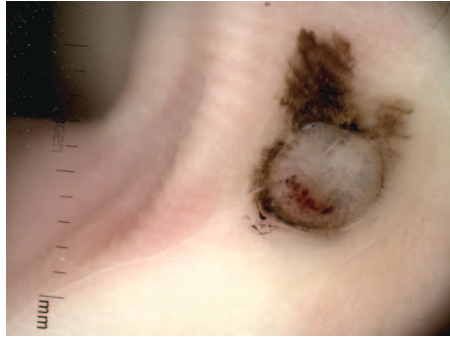
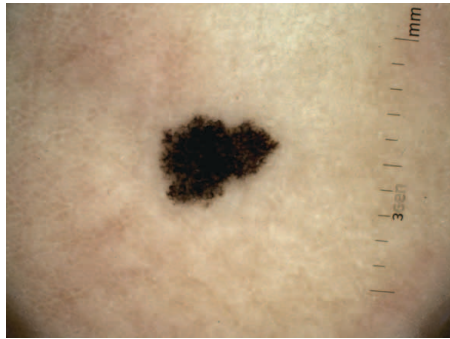
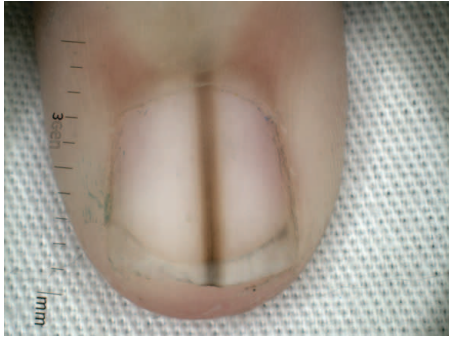
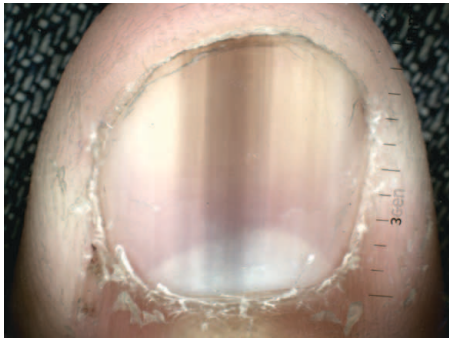
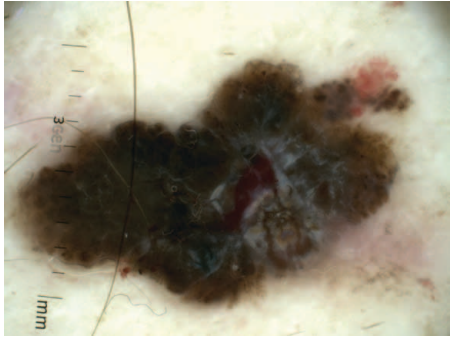
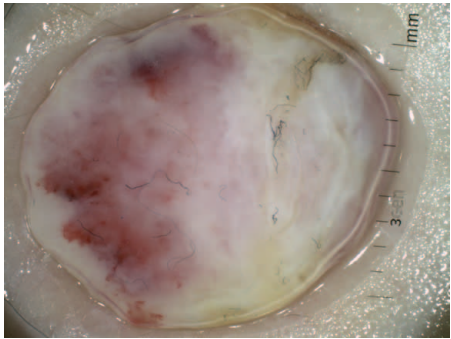
Lumio UV is a modern, portable incarnation of an AC-powered Woods lamp. Using state-of-the-art UV LEDs, this battery-powered device is lightweight, easy to carry and comfortable in your hand. Finally, you have a convenient & powerful UV light source wherever you need it, without having to plug it in.

Lumio UV (Model No. LUM-UV) is supplied with four AA batteries and a protective neoprene pouch.





©2001-2014 by 3Gen, Inc. All rights reserved. Printed in the United States | For information about 3Gen patents & trademarks, please visit www.derm-lite.com/patents
3Gen, Inc. | 31521 Rancho Viejo Road Suite 104 | San Juan Capistrano, CA 92675 | U.S.A. | Tel. +1-949-481-6384 | Fax +1-949-240-7492 | info@3Geninc.com | www.derm-lite.com
iPad and iPhone are reg. trademarks of Apple Inc., registered in the US and other countries. Samsung and Galaxy are registered trademarks of Samsung Electronics Co. Ltd.



Images kindly provided by Prof. Dr. Horacio Cabo